







Open size: 224mm(w) x 93mm(h)  
 Folded size: 112mm(w) x 93mm(h)  
 90gsm matt art paper

### LCD Indicator

When the device is powered on, the following icons with indications will appear on the LCD screen, listed in the table below:

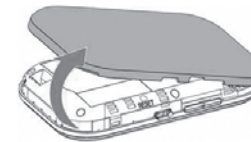
Icon	Indication
	Network signal strength.
	Connect to the Internet automatically.
	Connect to the Internet manually.
	Roaming network indication.
	Wi-Fi Status and number of the connecting users.
	Battery power indication.
SSID	SSID is a string of character, every device has different SSID.

P.6

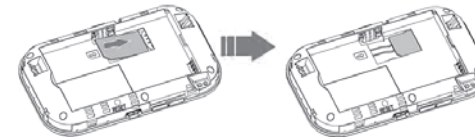
### 3. Hardware Installation

#### Inserting SIM Card and Battery

1. Open the back cover and remove it.



2. Insert SIM card.



P.7

