

Software Installation Guide

On different operating systems, the installation procedures may be difference. Follow the system prompts during operation.

For Windows OS

Your system will start the software setup process automatically when you connect the modem to your computer correctly. Follow the system prompts to complete the software installation.

Notes:

If the system does not launch installation automatically, you can run the installation program in path of **My Computer > ZONGMODEM**.

For Mac OS






The system will automatically display a CD-ROM icon on the desktop, when you connect the modem to your computer correctly. Double click the installation software package in the CD-ROM, and follow the system prompts to complete the software installation.

Safe removal from your system

Please close the application software, and then you can pull out the USB Modem safely.

How to use your modem

Various icons are presented to enable quick operation of the following functions:

	Connect	Connect to the Internet.
	SMS	Click the New button, enter recipient's number and content, and then click the Send button to send new message.
	Phonebook	Click the New button to fill in a new contact person and contact details.
	Settings	Set the configuration for the USB modem.
	Data records	Show the connection information.

Warning and Notice

To the owner

- Some electronic devices are susceptible to electromagnetic interference sent by modem if inadequately shielded, such as the electronic system of vehicles. Please consult the manufacturer of the device before using the modem if necessary.
- Operating of laptop and desktop PCs and the modem may interfere with medical devices like hearing aids and pacemakers. Please always keep them more than 20 centimeters away from such medical devices when they are turned on. Turn the modem off if necessary. Consult a physician or the manufacturer of the medical device before using the modem.
- Be aware of the usage limitation when using a modem at places such as oil warehouses or chemical factories, where there are explosive gases or explosive products being processed. Turn off your modem if required.
- The use of electronic transmitting devices is forbidden in aircrafts, at petrol stations and in hospitals. Please observe and obey all warning signs and switch off your modem in these conditions.
- Do not touch the inner antenna area if not necessary. Otherwise it will affect your modem's performance.
- Store the modem out of the reach of little children. The modem may cause injury if used as a toy.
- Do not touch the metallic parts of the modem so as to avoid a burn, when the modem is working.

Using your USB Modem

- Please use original accessories or accessories that are authorized. Using any unauthorized accessories may affect your modem's performance, and violate related national regulations about telecom terminals.
- Avoid using the modem near or inside metallic structures or establishments that can emit electromagnetic waves. Otherwise it may influence signal reception.
- The modem is not waterproof. Please keep it dry and store in a shady and cool place.
- Do not use the modem immediately after a sudden temperature change. In such case, it will produce dew inside and outside the modem, so don't use it until it becomes dry.
- Handle the modem carefully. Do not drop, bend or strike it. Otherwise the modem will be damaged.
- No dismantling by non-professionals and only qualified technicians can undertake repair work.
- Operating temperature range of -10°C ~ +60°C and humidity range of 5% ~ 95% are recommended.

Limited Warranty

- This warranty does not apply to defects or errors in the Product caused by:
 - i. Reasonable abrasion.

Limitation of Liability

ZTE shall not be liable for any loss of profits or indirect, special, incidental or consequential damages resulting from or arising out of or in connection with using of this product, whether or not ZTE had been advised, knew or should have known of the possibility of such damages, including, but not limited to lost profits, interruption of business, cost of capital, cost of substitute facilities or product, or any downtime cost.

How to get help

You can get Help by:

- Clicking **Help** on the software.
- Sending E-mail to **customerservices@zong.com.pk**
- Visiting **http://www.zong.com.pk**

- ii. End User's failure to follow ZTE's installation, operation or maintenance instructions or procedures.
 - iii. End User's mishandling, misuse, negligence, or improper installation, disassembly, storage, servicing or operation of the Product.
 - iv. Modifications or repairs not made by ZTE or a ZTE-certified individual.
 - v. Power failures, surges, fire, flood, accidents, actions of third parties or other events outside ZTE's reasonable control.
 - vi. Usage of third-party products, or usage in conjunction with third-party products provided that such defects are due to the combined usage.
 - vii. Any other cause beyond the range of normal usage intended for the Product.
- End User shall have no right to reject or return the Product, or receive a refund for the Product from ZTE under the above-mentioned situations.
- This warranty is End User's sole remedy and ZTE's sole liability for defective or nonconforming items, and is in lieu of all other warranties, expressed, implied or statutory, including but not limited to the implied warranties of merchantability and fitness for a particular purpose, unless otherwise required under the mandatory provisions of the law.