



DC-HSPA+ USB Modem Quick Guide

LEGAL INFORMATION

Copyright © 2012 ZTE CORPORATION.

All rights reserved.

No part of this publication may be excerpted, reproduced, translated or utilized in any form or by any means, electronic or mechanical, including photocopying and microfilm, without the prior written permission of ZTE Corporation.

This guide is published by ZTE Corporation. We reserve the right to make modifications on print errors or update specifications without prior notice.

Version No. : R1.0

Edition Time : April 5, 2012

Manual No. : 079584504465

Introduction

The ZTE USB modem is a multi-mode USB modem, working in GSM/GPRS/EDGE/UMTS/HSDPA/HSUPA/DC-HSPA+ networks. With an USB interface connecting to a laptop or a desktop PC, it integrates the functionality of a modem and a mobile phone (SMS), and combines mobile communication with Internet perfectly. It supports data and SMS services through the mobile phone network, enabling you to communicate anytime and anywhere.

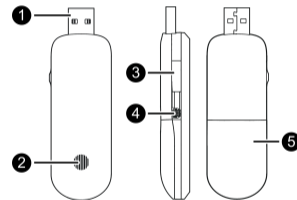
Specification

The following table shows the specification of your device.

Systems supported	Supports most types of laptop and desktop PC.
Operating systems supported	Windows XP, Vista, Windows 7, Mac, Linux (some distributions)
Functions	SMS service, Data service, Phonebook, etc.
Transmission speed (Max)	DC-HSPA+: 42.2Mbps
Storage temperature	-40°C ~ +80°C
Dimension	78mm×28.2mm×13.5mm

Getting to Know Your Device

The following figure shows the appearance of the MF681. It is only for your reference. The actual product may be different.

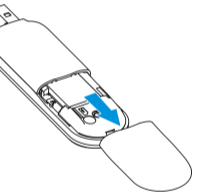


1. Retractable USB 2.0 connector
2. LED Indicator
3. Sliding button for extending and retracting the USB connector
4. External antenna connector
5. Back cover with microSD card and SIM card slots underneath

Installation Guide

Installing Hardware

1. Remove the back cover on the modem.
2. Insert the SIM/USIM card into the SIM/USIM card slot. Insert the SIM/USIM card into the slot with the metal contact area facing downwards, and then push SIM/USIM card as far as possible, as shown in the following picture.



ZTE CORPORATION

NO. 55, Hi-tech Road South, ShenZhen, P.R.China

Postcode: 518057

<http://www.zte.com.cn> mobile@zte.com.cn


Service Hotline: +86-755-26779999

The information on the package is only for your reference. Images are for your reference only. Please check the product model before purchasing. ZTE reserves the rights to change specifications and parameters of the products without further notice.

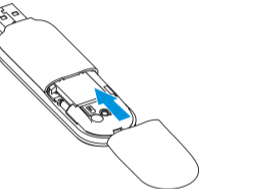
3. Insert the microSD card into the microSD card slot, as shown in the following picture.



Notes:

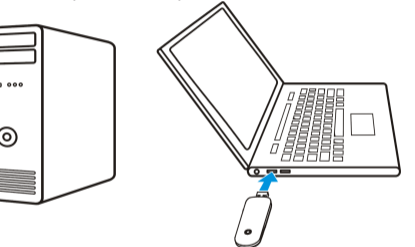
This modem only supports microSD card.  is a trademark of the SD Card Association.

4. Replace the back cover of the modem upon the its body.



Connecting the Modem to Your PC

Plug the USB connector into your computer's USB port and make sure that it is tightly inserted.



The computer automatically detects and recognizes the new hardware. Install the software from the new removable CD drive.

Removing the Modem From Your PC

Please close the webGUI window, and then you can pull out the USB Modem safely.

Warning and Notice

To the Owner

- Some electronic devices are susceptible to electromagnetic interference sent by modem if inadequately shielded, such as the electronic system of vehicles. Please consult the manufacturer of the device before using the modem if necessary.
- Operating of laptop and desktop PCs and the modem may interfere with medical devices like hearing aids and pacemakers. Please always keep them more than 20 centimeters away from such medical devices when they are turned on. Turn the modem off if necessary. Consult a physician or the manufacturer of the medical device before using the modem.
- Be aware of the usage limitation when using a modem at places such as oil warehouses or chemical factories, where there are explosive gases or explosive products being processed. Turn off your modem if required.

- The use of electronic transmitting devices is forbidden in aircrafts, at petrol stations and in hospitals. Please observe and obey all warning signs and switch off your modem in these conditions.
- Do not touch the inner antenna area if not necessary. Otherwise it will affect your modem's performance.
- Store the modem out of the reach of little children. The modem may cause injury if used as a toy.
- Do not touch the metallic parts of the modem so as to avoid a burn, when the modem is working.

Using Your USB Modem

- Please use original accessories or accessories that are authorized. Using any unauthorized accessories may affect your modem's performance, and violate related national regulations about telecom terminals.
- Avoid using the modem near or inside metallic structures or establishments that can emit electromagnetic waves. Otherwise it may influence signal reception.

- The modem is not waterproof. Please keep it dry and store in a shady and cool place.
- Do not use the modem immediately after a sudden temperature change. In such case, it will produce dew inside and outside the modem, so don't use it until it becomes dry.
- Handle the modem carefully. Do not drop, bend or strike it. Otherwise the modem will be damaged.
- No dismantling by non-professionals and only qualified technicians can undertake repair work.
- Operating temperature range of -10 °C ~ +60 °C and humidity range of 5 % ~ 95 % are recommended.

Limitation of Liability

ZTE shall not be liable for any loss of profits or indirect, special, incidental or consequential damages resulting from or arising out of or in connection with using of this product, whether or not ZTE had been advised, knew or should have known of the possibility of such damages, including, but not limited to lost profits, interruption of business, cost of capital, cost of substitute facilities or product, or any downtime cost.

How to Get Help

You can get Help by:

- Sending E-mail to mobile@zte.com.cn
- Visiting <http://www.zte.com.cn>
- Calling Service Hotline: +86-755-26779999

C € 1588