



Light, make it possible

Quick Start Guide

LEGAL INFORMATION

Copyright © 2011 Wintec Industries Inc.

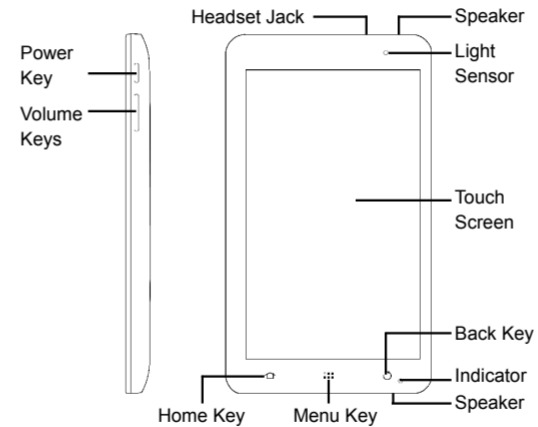
All rights reserved.

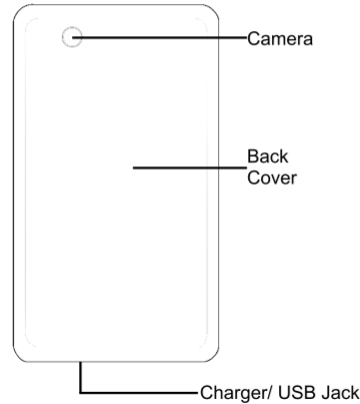
All names, brands, logos, and/or trademarks used in this publication are the property of their respective owners.

Version No. : R1.0
Edition Time : 2011.03.31
Manual No. : 079584502869

CE 1588 

Overview





Before Getting Started

For more information, please read the user manual stored in the preinstalled microSD card.

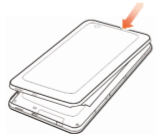
1. Insert the microSD card



Notes:

microSD logo  is a trademark of the SD Card Association.

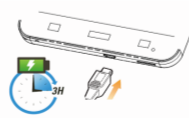
3. Replace the cover



2. Install the battery
(may already be inserted)



4. Charge up



Powering On & Off

- To power on your device, hold **Power Key**.
- To power off your device, hold **Power Key** to get the phone options, select the Power off option, and then tap **OK**.

Switching Your A100 to Sleep Mode


















Sleep Mode suspends your device to a low-power-consumption state while the display is off to save battery power. Your device also goes into Sleep Mode automatically when you leave it idle after a certain period of time.

Press **Power Key**.

Waking Up Your A100 from Sleep Mode

- Press **Power Key** to activate your screen display.
- Drag the unlock icon to the right.

Product Safety Information

	Read the Safety Information section on this page.		Do not use while re-fuelling.
	Do not use hand-held while driving.		This device may produce a bright or flashing light.
	Small parts may cause a choking hazard.		Do not dispose of it in a fire.
	This device may produce a loud sound.		Avoid contact with magnetic media.
	Keep away from pacemakers and other personal medical devices.		Avoid Extreme Temperatures.
	Switch off when instructed in hospitals and medical facilities.		Avoid any contact with liquid, keep it dry.
	Switch off when instructed in aircrafts and airports.		Do not attempt to disassemble.
	Switch off in explosive environments.		Do not rely on this device for emergency communications.
	Only use approved accessories.		